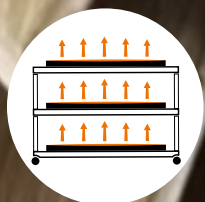


LOBA Industrial

Hard-wax oil surface



Loba[®]
On Top!





Two Coats per Day

Hard-wax oil surface

Double your production capacity!

- Fast drying allows two coats per day
- Simple processing
- Extreme reduction of oil-specific yellowing
- Excellent properties of the finished surface

Two Coats per Day | Hard-wax oil surface



Advantages for parquet manufacturers


- Fast drying allows the application of two 2 coats per day and thus the doubling of production capacity
- Less space required for drying
- Earlier stacking
- Gradient can be adapted to requirements by adding WaxRemover
- Specially developed for industrial application with roller coater
- No mattifying agent residue

Advantages for parquet buyers

- Extremely reduced tendency to yellowing
- Completely colourless oil, preserves the natural wood tone
- Attractive surface appearance – extremely matt and natural or very good fullness, depending on the gloss level
- Excellent resistance
- Based on natural plant oils and waxes
- Easy to maintain without solvents with LOBA CareCleaner

LOBA products for application

- OX200
- OX800



For detailed structure, see next page

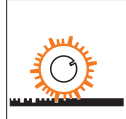
LOBA products for cleaning and care

- Thorough cleaning with LOBA CareRemover
- Cleaning with LOBA Cleaner
- Care with LOBA CareCleaner

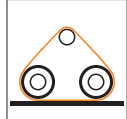
More information can be found in the LOBA care instructions

Two Coats per Day | Hard-wax oil surface

Step 1 ▶ **Preparation of the wood**



Option 1 

Structuring
Min. 1x cylindrical brass brush and
a Tynex/Syntenic brush unit

Option 2 

▶ **Preparation of the wood**

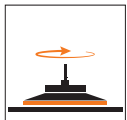

Smooth sanding
Calibration with P80-P100
Final sanding P120-P150 with shoe

▶ **Application OX200/OX800**

In a reverse process or with a soft roller (20 Shore) until
the wood fibres are saturated, no excess, no film forma-
tion; layer of 8-15 gsm OX200/OX800

Step 2 ▶ **Levelling**

Pad plus cylindrical brush
For optimal surface quality, max. 1-2 g of material
per m² should go into the brushes



▶ **Levelling**



2-3 cylindrical brushes
For optimal surface quality, max. 1-2 g of material
per m² should go into the brushes



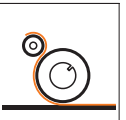
▶ **Drying**

On the shelf for 3-6 h

Step 3 ▶ **Denibbing with Fladder**

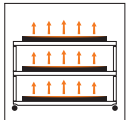
 

After drying of the surface
Fladder P180-P240
Step can be skipped if necessary



▶ **Application OX800**

With soft single roller (25 Shore)
1.1-1.4 mm pressure
Consumption: 20-30 gsm OX800



▶ **Drying**

On the shelf for 6-12 h




Unlimited Color

Hard-wax oil surface

The smart system for an endless variety of colours

- LOBA Smart Color Mix system enables a huge colour spectrum with minimal stock requirements
- Fast drying allows two coats per day
- Simple processing
- Extreme reduction of oil-specific yellowing

Unlimited Color | Hard-wax oil surface



Advantages for parquet manufacturers


- All the advantages of LOBA hard-wax oil surfaces
- Thousands of colours can be mixed from a few plain colours
- Less stock needed
- No mixing errors or over-pigmentation possible as no colour pastes are used
- Parquet samples of existing collections do not need to be replaced, as colours are easy to recreate
- Color Mix workshop is offered

Advantages for parquet buyers

- An infinite choice of colours
- Extremely reduced tendency to yellowing
- Completely colourless oil, preserves the natural wood tone
- Attractive surface appearance – extremely matt and natural or very good fullness, depending on the gloss level
- Based on natural plant oils and waxes
- Easy to maintain without solvents

LOBA products for application

- OX200 White
- OX200 Black
- OX200 Grey
- OX200 Oxid red
- OX200 Oxid yellow
- OX200 Sulphur yellow
- OX200 Traffic red
- OX200 Ultramarine blue
- OX200 Leaf green
- OX800




For detailed structure, see next page

LOBA products for cleaning and care

- Thorough cleaning with LOBA CareRemover
- Cleaning with LOBA Cleaner
- Care with LOBA CareCleaner

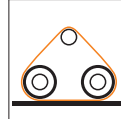
More information can be found in the LOBA care instructions

Unlimited Color | Hard-wax oil surface

Option 1 



Step 1 ▶ **Preparation of the wood**

Structuring
Min. 1x cylindrical brass brush and
a Tynex/Syntenic brush unit

Option 2 

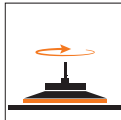

▶ **Preparation of the wood**

Smooth sanding
Calibration with P80-P100
Final sanding P120-P150 with shoe

▶ **Application OX200**

In a reverse process or with a soft roller (20 Shore) until
the wood fibres are saturated, no excess, no film
formation; layer of 8-15 gsm OX200

Step 2 ▶ **Levelling**

Pad plus cylindrical brush
For optimal surface quality, max. 1-2 g of material
per m² should go into the brushes



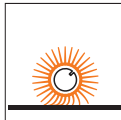
▶ **Levelling**

2-3 cylindrical brushes
For optimal surface quality, max. 1-2 g of material
per m² should go into the brushes



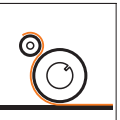
▶ **Drying**

On the shelf for 3-6 h



Step 3 ▶ **Denibbing with Fladder**

After drying of the surface
Fladder P180-P240
Step can be skipped if necessary



▶ **Application OX800**

With soft single roller (25 Shore)
1.1-1.4 mm pressure
Consumption: 20-30 gsm OX800



▶ **Drying**

On the shelf for 6-12 h



Raw wood look

Hard-wax oil surface

Scandinavian look with natural oil feel

- Super-attractive appearance
- Fast drying allows two coats per day
- Simple processing
- Excellent properties of the finished surface

Raw wood look | Hard-wax oil surface



Advantages for parquet manufacturers


- Fast drying enables the application of two layers per day and thus the doubling of production capacity
- Creates an attractive hard-wax oil surface in a raw wood look, as desired by many customers
- No mattifying agent residue
- Water-based pre-treatment prevents the subsequent intensification of hard-wax oil layers

Advantages for parquet buyers

- Combines attractive raw wood look with the protection of a Hard-wax oil surface
- Extremely matt and natural or very good fullness, depending on the gloss level
- Extremely reduced tendency to yellowing
- Completely colourless oil, preserves the natural wood tone
- Based on natural plant oils and waxes

LOBA products for application

- OX800
- OX200
- Brightener




For detailed structure, see next page

LOBA products for cleaning and care

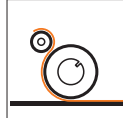
- Thorough cleaning with LOBA CareRemover
- Cleaning with LOBA Cleaner
- Care with LOBA CareCleaner

More information can be found in the LOBA care instructions

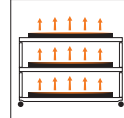
Raw wood look | Hard-wax oil surface

Step 1  **Preparation of the wood**



Structuring
Min. 1x cylindrical brass brush and
a Tynex/Syntenic brush unit

 **Application AP101**

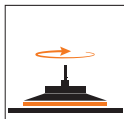
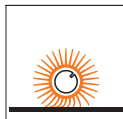
AP101 with a single roller (25 Shore) or Rilli roller
with 1.2-1.5 mm pressure; consumption: 20-40 gsm.
Compensation: Possibly with a cylindrical brush to get
into the pores

 **Drying**


On the shelf or in a convection oven for at least 1 h

Step 2   **Application OX800**

In a reverse process or with a soft roller (20 Shore)
until the wood fibres are saturated, no excess, no film
formation; layer of 8-15 gsm OX800 natural

Step 3   **Levelling**

Pad plus cylindrical brush
For optimal surface quality, max. 1-2 g of material
per m² should go into the brushes

 **Levelling**

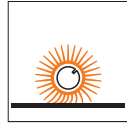
2-3 cylindrical brushes
For optimal surface quality, max. 1-2 g of material
per m² should go into the brushes

 **Drying**

On the shelf for 3-6 h

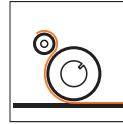
Raw wood look | Hard-wax oil surface

Step 4



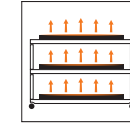
▶ Denibbing with Fladder

After drying of the surface
 Fladder P180 with wide sanding strips
 Step can be skipped if necessary



▶ Application OX800

With soft single roller (25 Shore)
 1.1-1.4 mm pressure
 Consumption: 20-30 gsm OX800 natural



▶ Drying

On the shelf for 6-12 h

Protection Plus

Hard-wax oil surface

Additional protection thanks to UV water-based varnish technology

- Combines the advantages and appearance of hard-wax oil with UV water-based varnish performance
- Super-attractive, matt appearance
- Care and cleaning as with a varnished surface
- Also suitable for high-traffic areas
- Excellent surface properties

Protection Plus | Hard-wax oil surface



Advantages for parquet manufacturers

- Rapid drying
- All the advantages of hard-wax oil surfaces
- No mattifying agent residue
- No problems with yellowing
- Available in glossy and matt

Advantages for parquet buyers

- Combines the look of hard-wax oil with the durability of a UV varnish surface
- Attractive appearance
- Easier to maintain

LOBA products for application

- OX200
- AU804

For detailed structure, see next page


LOBA products for cleaning and care

- Thorough cleaning with LOBA CareRemover
- Cleaning with LOBA Cleaner
- Care with LOBA CareCleaner

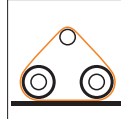
More information can be found in the LOBA care instructions

Protection Plus | Hard-wax oil surface

Step 1 ▶ **Preparation of the wood**



Option 1 

Structuring
Min. 1x cylindrical brass brush and
a Tynex/Syntenic brush unit

Option 2 

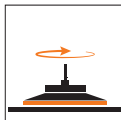

▶ **Preparation of the wood**

Smooth sanding
Calibration with P80-P100
Final sanding P120-P150 with shoe


▶ **Application OX200**

In a reverse process or with a soft roller (20 Shore)
until the wood fibres are saturated, no excess, no film
formation; layer of 8-15 gsm OX200

Step 2 ▶ **Levelling**

Pad plus cylindrical brush
For optimal surface quality, max. 1-2 g of
material per m² should go into the brushes



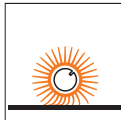
▶ **Levelling**

2-3 cylindrical brushes
For optimal surface quality, max. 1-2 g of
material per m² should go into the brushes




▶ **Drying**

On the shelf for 3-6 h



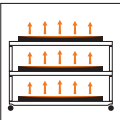
Step 3 ▶ **Denibbing with Fladder**

After drying of the surface
Fladder P180-P240
Step can be skipped if necessary



▶ **Application OX200**

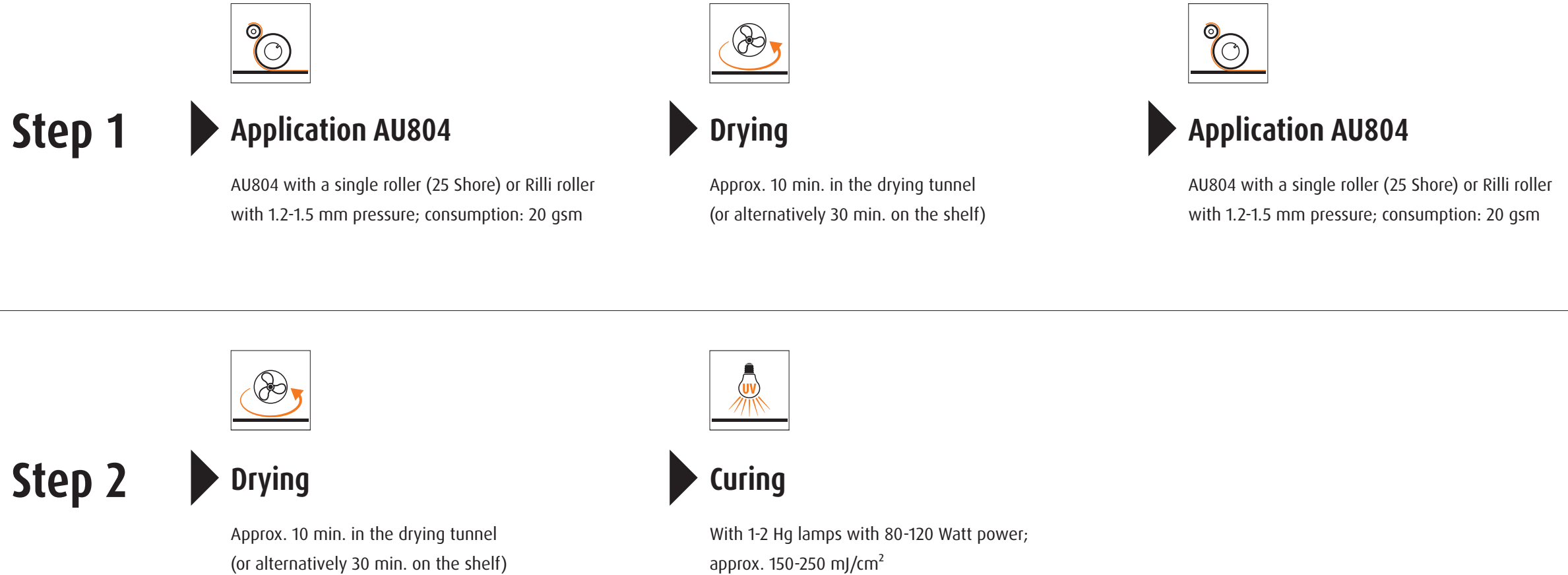
With soft single roller (25 Shore)
1.1-1.4 mm pressure
Consumption: 5-30 gsm OX800



▶ **Drying**

On the shelf for 6-12 h

Protection Plus | Hard-wax oil surface



LOBA Industrial

LOBA GmbH & Co. KG

Leonberger Str. 56-62 | 71254 Ditzingen | Germany
Fon: +49 7156 357-0 | E-mail: industrial-sales@loba.de
www.loba.de

